
 colour included  
in the price



**Lukka** 940↑ × 400↔ SX  
colour: RAL 3020

3-axis thermostatic valve, left, chrome  
SLIM thermostatic head, chrome  
3-axis lockshield valve, right, chrome  
Pipe-masking set, chrome

# Lukka



colour included  
in the price

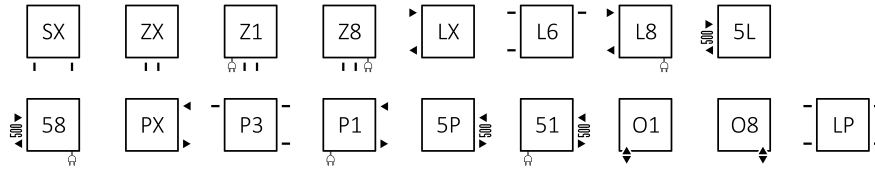




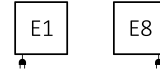
colour included  
in the price

Design : *Terma*

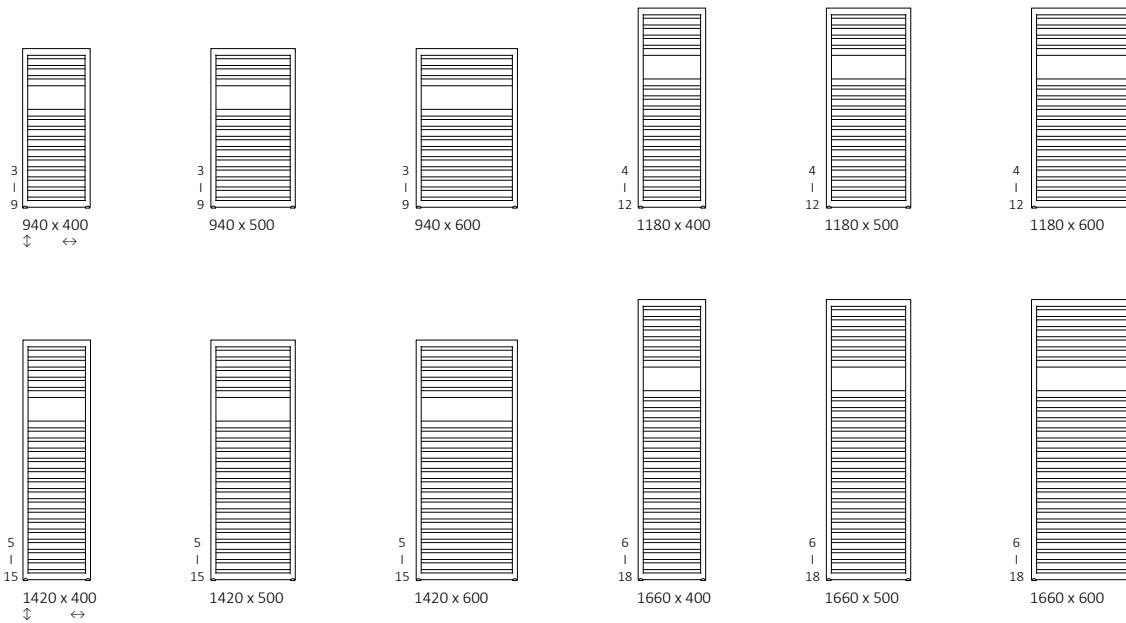
## Connections:



Electric radiators:



## Available sizes:



## Specification:

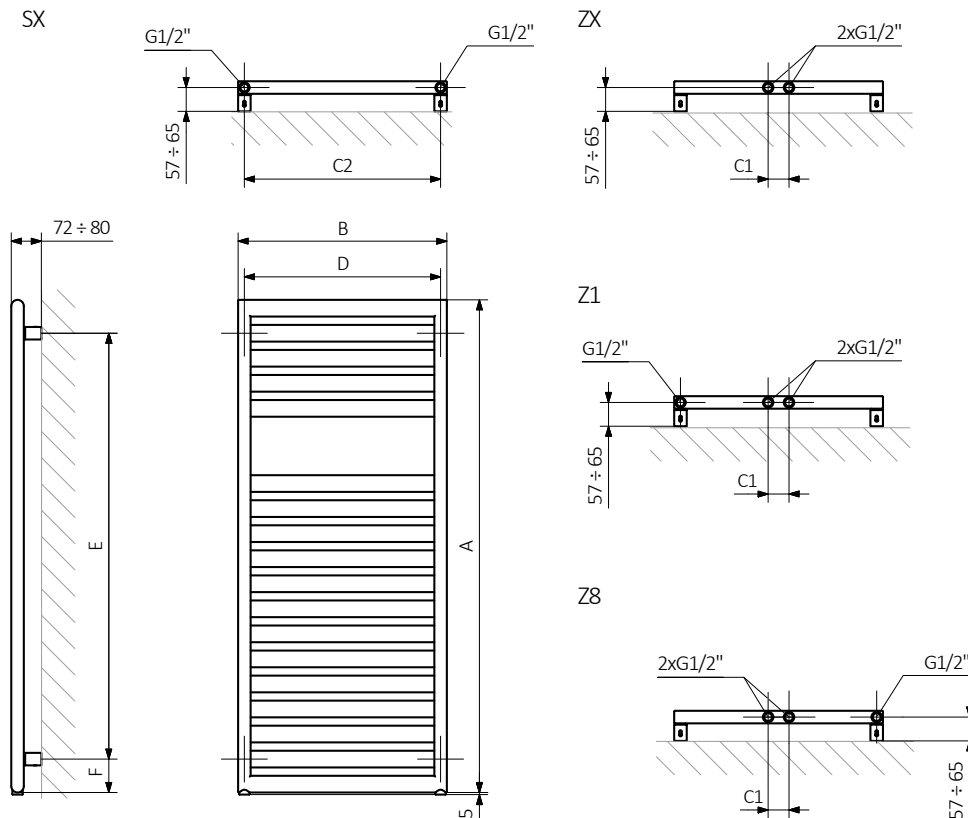
Working pressure: 800 kPa    Maximum operating temperature: 95°C

A [mm]	B↔ [mm]	C1 [mm]	C2 [mm]	75/65/20°C [W]	55/45/20°C [W]	☺ [W]	D [mm]	E [mm]	F [mm]	⊞ [dm²]	⚖ [kg]	Product code <small>Configuration code p. 5</small>
940	400	50	370	344	186	400	370	780	80	2,83	7,60	WGW51094040
940	500	50	470	428	231	400	470	780	80	3,32	9,23	WGW51094050
940	600	50	570	502	271	600	570	780	80	3,82	10,86	WGW51094060
1180	400	50	370	435	234	400	370	1020	80	3,51	9,66	WGW51118040
1180	500	50	470	538	288	600	470	1020	80	4,11	11,74	WGW51118050
1180	600	50	570	629	337	600	570	1020	80	4,70	13,82	WGW51118060
1420	400	50	370	526	283	600	370	1260	80	4,19	11,73	WGW51142040
1420	500	50	470	633	340	600	470	1260	80	4,89	14,25	WGW51142050
1420	600	50	570	756	406	800	570	1260	80	5,59	16,77	WGW51142060
1660	400	50	370	617	331	600	370	1500	80	4,87	13,78	WGW51166040
1660	500	50	470	758	405	800	470	1500	80	5,67	16,76	WGW51166050
1660	600	50	570	883	470	800	570	1500	80	6,47	19,73	WGW51166060



colour included  
in the price

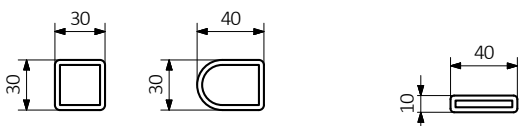
## Technical drawing:



A – Height B – Width C1-C5 – Distance between pipe centres D – Horizontal distance between mounting bracket centres  
E – Vertical distance between mounting brackets F – Distance between a mounting bracket and the bottom of the radiator

### Collector

### Pipe:





colour included  
in the price

Product codes can be found in product data sheet tables. The codes provide some basic information about the product while a partially filled configuration code contains complementary information about the detailed specifications. When placing an order, product codes should include the fully completed configuration part. The configuration code part should be placed after the main product code. The main product code and configuration part will appear as shown in the example below:

## The construction of a water and dual fuel radiator product and configuration code:

WGW51094040

PRODUCT CODE  
(located in the table for the product)

K916SX

CONFIGURATION CODE  
(supplemented by hand)

### Example Configuration

**K 916 SX**

Package code  
*K - carton box*

Colour code

Connection code

## Construction of electric heater configuration code:

WLW51094040

PRODUCT CODE  
(located in the table for the product)

K916E1DRYW

CONFIGURATION CODE  
(supplemented by hand)

### Example Configuration

**K 916 E1 DRY W**

Package code  
*K - carton box*

Colour code

Connection code

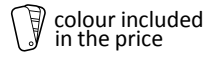
Heating element code

Type of heating element cable code

## Epoxy primer

**E** – Code of epoxy primer is an extra processes.

WGW51094040 K916SX **E** — Extra processes or additions code



## Legend



Radiator available in a "water" version.



Radiator suitable for dual fuel connection. Electric heating element can be installed.



Radiator available in electric only version. It comes prefilled with a 'heating medium' and equipped with a heating element. All tested and ready to use.



Connection types dedicated for this radiator. The icon shows the flow and return connections for the radiator as well as the thermostatic valve and heating element position if applicable.



Suggested heating element power output for electric and dual fuel versions.



Weight.



Capacity.



Available in chrome finish.