

- Flat precision damper with 8 steps
- Powerful condensation protection
- Simple to maintain
- Distribution pattern for underfloor heating
- Noise-reducing versions
- Multiple filter options

Fresh TL C

Wall vent for wall mounting, designed for continuous ventilation of homes.

The vent is equipped with powerful condensation protection and a filter. The amount of air is controlled by a stepped precision damper that is operated under the cover. Also available as noise-reducing versions.



TL C internal part



TL 100C



TL 80C-dBS

Specification

Designation	Description	Part no.
TL 100C k-p	Complete vent with wall pipe Ø98/104 mm and external grille, individually packed	629825
TL 100C i-p	Complete vent with wall pipe Ø98/104 mm and external grille, bulk packed	629827
TL 98C	Complete vent with wall pipe Ø98/102 mm and external grille, individually packed	629820
TL C k-p	Internal vent part with 2 x adapters, 1 x Ø81 mm and 1 x Ø98 mm, individually packed	249837
TL C	Internal vent part without filter, without adapter	249831
TL C	Internal vent part with filter, without adapter	249835
TL 80C-dBS k-p	Complete noise-reducing vent, wall pipe Ø98/81/124 x 360 mm, individually packed	629826
TL 80C-dBS	Complete noise-reducing vent, wall pipe Ø98/81/124 x 400 mm	629828
TL 80C-dBR	Complete noise-reducing vent, wall pipe Ø98/81/148 x 400 mm	629831

The vent can also be customised according to the customer's wishes, e.g. larger cover plates for the dB models, a different wall pipe length, etc.

Technical data

Capacity:	8.8 l/s for the Ø100 vents and 8.5 l/s for the Ø80 vents at 10 Pa
Wall opening:	Ø86, Ø108, Ø127 or Ø152 mm depending on model
Material:	PP and PE plastic (recyclable)
Colour:	White

Description/function

General

Wall vent with powerful condensation protection and a very comfortable distribution pattern developed for underfloor heating. Fitted with filter. The amount of air is controlled by an eight-position precision damper operated using a control arm hidden under the cover. TLC is available in a number of noise-reducing versions. The internal part can be used without a sleeve coupling, and is consequently suitable for airing hatches and on old fittings.

Standard wall pipe

For the complete finish, the vent is supplied with a wall pipe and external grille. Two alternative wall pipes are available:

Option 1. Consists of two long adapters with telescopic action. One adapter has gaskets that provide a secure seal against the other one. The other sleeve coupling can be extended with extra pipes.

Option 2. Consists of shorter adapters and a number of wall pipes that can be fitted by pushing them together. For both, the internal vent part and external grille are fitted to the adapters using snap fittings.

Noise-reducing

The noise-reducing versions have a different wall pipe compared to the standard version. It consists of a noise-absorbing pipe as well as two short adapters. The noise-absorbing pipe can be cut to the correct length with a box cutter. Standard pipe length 360/400 mm, longer pipes can be made to order.

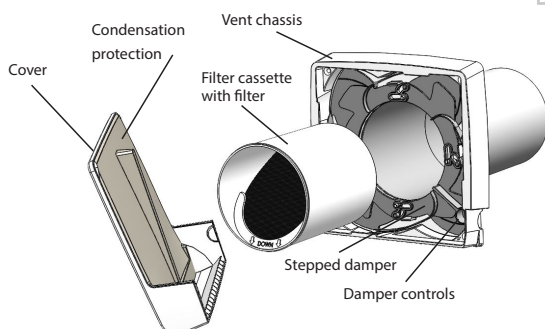
Internal vent part

The internal vent part has powerful condensation protection, space for filter and a flat damper with eight steps for setting the flow.

The damper is operated under the cover.

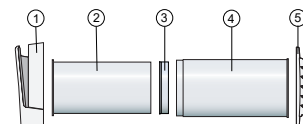
The distribution pattern has been well developed in order to suit underfloor heating systems, the vent releases the air upwards and to the sides.

The intervention of indoor air is very effective; significantly cooled air reaches a comfortable temperature only a decimetre or so from the fitting.



Component parts TL100C 629825

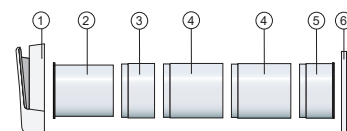
Pos.	Art. no.	Description (mm)
1	249831	TL C internal part
2	661073	Adapter 10 internal Ø98 x 185
3	002283	Seal 98/100
4	661072	Adapter 10 external Ø100/104 x 185
5	802501	Grille external #150



Filter cassette with filter inside adapter (pos. 2). 002278, 903282

Component parts TL 98C 629820

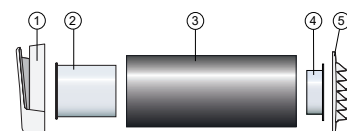
Pos.	Art. no.	Description (mm)
1	249831	TL C internal part
2	661070	Adapter 10 internal Ø98 x 110
3	661050	Wall pipe Ø98/102 x 50
4	188009	Wall pipe Ø98/102 x 100
5	661063	Adapter 10 external Ø102 x 60
6	802501	Grille external #150



Filter cassette with filter inside sleeve coupling (pos. 2). 002278, 903282

Component parts TL 80C dBS 629826

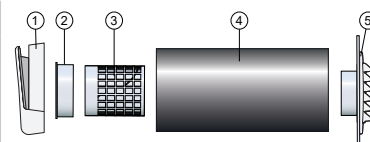
Pos.	Art. no.	Description (mm)
1	249831	TL C internal part
2	661070	Adapter internal 98 x 110
3	858136	dB-S pipe Ø98/81/124, L = 360/400
4	660830	Adapter 8 internal Ø81 x 30
5	802501	Grille external #150



Filter cassette with filter inside sleeve coupling (pos. 2). 002278, 903282

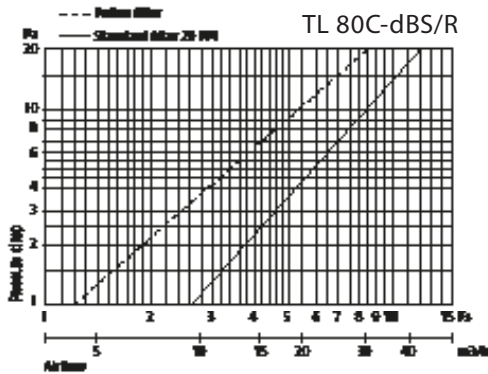
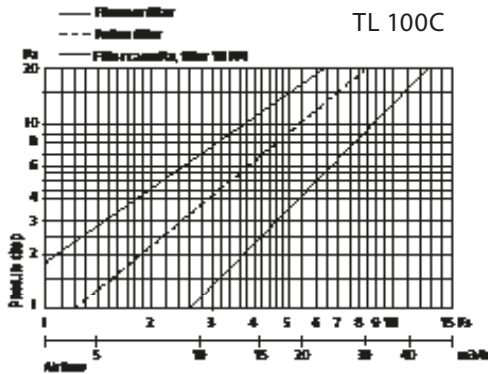
Component parts TL 80C dBR 629831

Pos.	Art. no.	Description (mm)
1	249831	TL C internal part dB
2	661030	Adapter 10 98 x 30
3	002279	Filter cassette (with filter)
4	859940	dBR pipe Ø81/98/148, L = 400
5	248010	Grille external dB



Installation/positioning

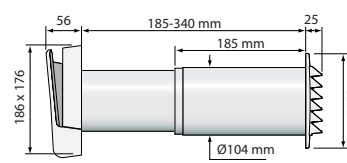
The vent should be placed high up on the wall. If there is a radiator in the room, the vent should ideally be placed above this. Positioning it like this utilises the convection current, achieving the best comfort. The vent is ideal for use with underfloor heating.



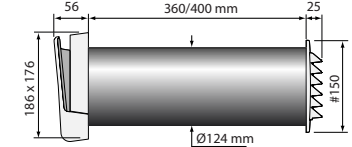
Technical data

Capacity TL 100C at 10 Pa	8.8 l/s
Capacity TL 80C at 10 Pa	8.5 l/s
Wall opening TL 80C	Ø86 mm
Wall opening TL 100C	Ø108 mm
Wall opening TL 80C-dBS	Ø125 mm
Wall opening TL 80C-dBR	Ø152 mm
Max wall thickness TL 80C-dBS	360 mm
Max wall thickness TL 100C	340 mm
In the case of a thick wall, supplement with additional wall pipes, or choose longer dB pipes (applies to the dB variants).	
In the case of a thick wall, please contact us and we will help you.	
Filters	
Material:	PP, PE
Colour:	White

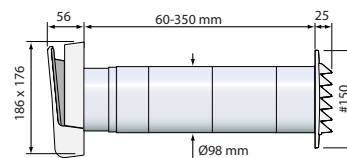
Dimensions TL 100C



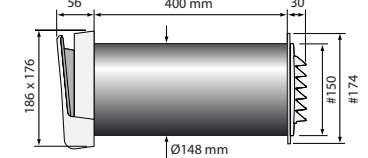
Dimensions TL 80C-dBS



Dimensions TL 98C



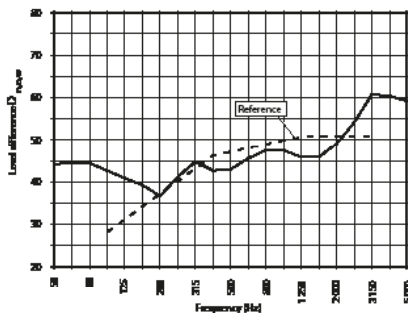
Dimensions TL 80C-dBR



Noise data

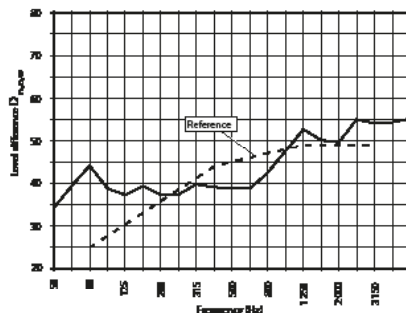
The diagram shows the noise reduction with a fully open vent. Measurement according to ISO 140-10. Normalized difference in level for the building component, calculated at 10 m². The measurements are performed at RISE.

TL 80C-dBS 360 mm wall



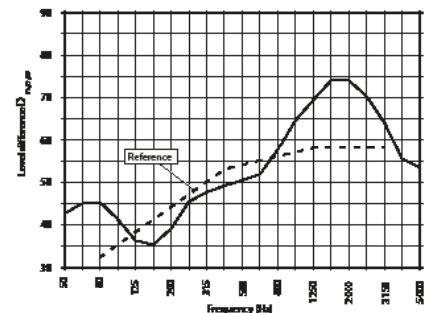
D_{n,e,w} 47 dB
C: -1
Ctr: -2

TL 80C-dBR 200 mm wall



D_{n,e,w} 45 dB
C: -1
Ctr: -3

TL 80C-dBR 400 mm wall



D_{n,e,w} 54 dB
C: -1
Ctr: -6

For noise data about more variants, please contact us.

Distribution pattern

As can be seen from the illustration, the vent can manage up to 8 l/s with no draught.

Grey field = air velocity above 0.15 m/s

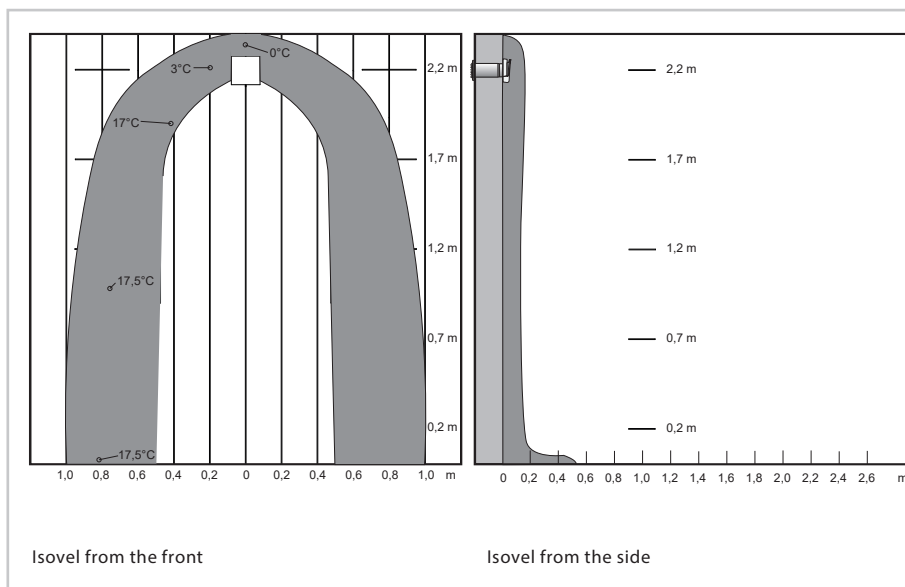
Temperature, cooling chamber: -16°C
 Temperature, room: 18.4°C
 Relative humidity: 40% RH
 Flow: 8 l/s
 Heating system: Not on

Test condensation protection

Testing the condensation protection's ability to prevent condensation surges:

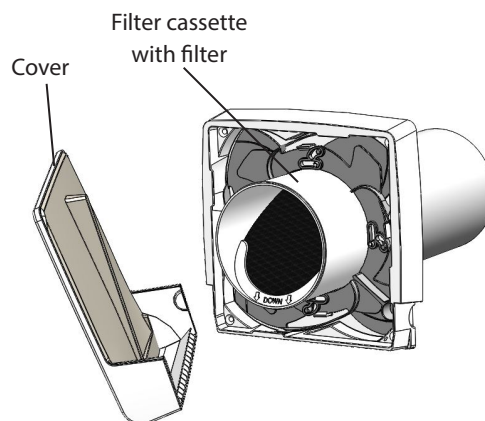
Temperature, cooling chamber: -16°C
 Temperature, room: 18.4°C
 Relative humidity: 40% RH
 Flow: 8 l/s
 Heating system: Not on
 Time: 3 hours

Result: No precipitation



Handling/maintenance

To ensure good air quality and a maintained flow, the filter should be cleaned or replaced 1-2 times a year. The standard filter is washable, use a mild detergent. The pollen filter and the environmental filter should be replaced with new ones. The vent filter is mounted in a filter cassette in the wall pipe and can be dismantled easily by pulling the cover straight out from the vent chassis. The cassette can now be accessed with a fully open damper.



Accessories

There is a complete range of accessories for the vent to enable further flexibility. Grilles, filters, etc.



Wall pipe, various dimensions and lengths.



Cover plate, available in different sizes.



Storm shield, protects against the effects of wind.



Filters, available in different classes.



Rain shield, for areas with water penetration-problems.



Tyfon, for weather exposed areas.