


Mike


TERMA
SINCE 1990



 colour included
in the price



Mike 1335 \updownarrow \times 530 \leftrightarrow SX
colour: RAL 6029

3-axis thermostatic valve set, left, chrome
Pipe-masking set, chrome



TERMA
SINCE 1990





colour included
in the price

Design : Terma

Standard connection:

A \updownarrow 435÷1635, B \leftrightarrow 230÷530:



Electric radiators:

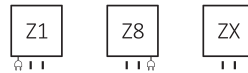


Optional connection:

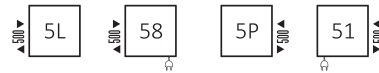
A \updownarrow 435÷1635, B \leftrightarrow 230÷530:



A \updownarrow 435÷1635, B \leftrightarrow 430÷530:






A \updownarrow 735÷1635, B \leftrightarrow 230÷530:



Specification:

Working pressure: 1000 kPa Maximum operating temperature: 95°C

A \updownarrow [mm]	B \leftrightarrow [mm]	C1 [mm]	C2 [mm]	75/65/20°C [W]	55/45/20°C [W]	 [W]	D [mm]	E [mm]	F [mm]	 [dm ³]	 [kg]	Product code <small>Configuration code p. 7</small>
Paint												
435	430	50	400	203	106	200	400	255	90	1,25	3,62	WGMIK043043
435	530	50	500	245	128	300	500	255	90	1,41	4,28	WGMIK043053
460	230	50	200	122	64	120	200	280	90	0,92	2,24	WGMIK046023
710	230	50	200	185	97	200	200	530	90	1,40	3,38	WGMIK071023
735	430	50	400	337	176	400	400	555	90	2,07	5,92	WGMIK073043
735	530	50	500	406	213	400	500	555	90	2,34	6,99	WGMIK073053
960	230	50	200	247	130	300	200	780	90	1,89	4,52	WGMIK096023
1035	430	50	400	466	245	400	400	855	90	2,89	8,21	WGMIK103043
1035	530	50	500	563	295	600	500	855	90	3,26	9,69	WGMIK103053
1210	230	50	200	308	162	300	200	1030	90	2,38	5,66	WGMIK121023
1335	430	50	400	593	312	600	400	1155	90	3,71	10,51	WGMIK133043
1335	530	50	500	715	376	800	500	1155	90	4,19	12,40	WGMIK133053
1460	230	50	200	367	193	400	200	1280	90	2,86	6,80	WGMIK146023
1635	430	50	400	716	377	800	400	1455	90	4,53	12,81	WGMIK163043
1635	530	50	500	864	454	800	500	1455	90	5,11	15,11	WGMIK163053
1710	230	50	200	425	224	400	200	1530	90	3,35	7,94	WGMIK171023




A ↓ [mm]	B ↔ [mm]	C1 [mm]	C2 [mm]	75/65/20°C [W]	55/45/20°C [W]	 [W]	D [mm]	E [mm]	F [mm]	 [dm ³]	 [kg]	Product code <small>Configuration code p. 7</small>
-------------	-------------	------------	------------	-------------------	-------------------	--	-----------	-----------	-----------	---	---	--

Plating

435	430	50	400	142	72	120	400	255	90	1,25	3,48	WGMIK043043
435	530	50	500	171	87	200	500	255	90	1,41	4,11	WGMIK043053
460	230	50	200	85	44	120	200	280	90	0,92	2,16	WGMIK046023
710	230	50	200	130	66	120	200	530	90	1,40	3,25	WGMIK071023
735	430	50	400	236	120	200	400	555	90	2,07	5,68	WGMIK073043
735	530	50	500	284	145	300	500	555	90	2,34	6,71	WGMIK073053
960	230	50	200	173	88	200	200	780	90	1,89	4,35	WGMIK096023
1035	430	50	400	326	167	300	400	855	90	2,89	7,89	WGMIK103043
1035	530	50	500	394	201	400	500	855	90	3,26	9,31	WGMIK103053
1210	230	50	200	216	110	200	200	1030	90	2,38	5,45	WGMIK121023
1335	430	50	400	415	212	400	400	1155	90	3,71	10,09	WGMIK133043
1335	530	50	500	501	255	600	500	1155	90	4,19	11,90	WGMIK133053
1460	230	50	200	257	131	300	200	1280	90	2,86	6,54	WGMIK146023
1635	430	50	400	501	256	600	400	1455	90	4,53	12,30	WGMIK163043
1635	530	50	500	605	308	600	500	1455	90	5,11	14,50	WGMIK163053
1710	230	50	200	298	152	300	200	1530	90	3,35	7,64	WGMIK171023

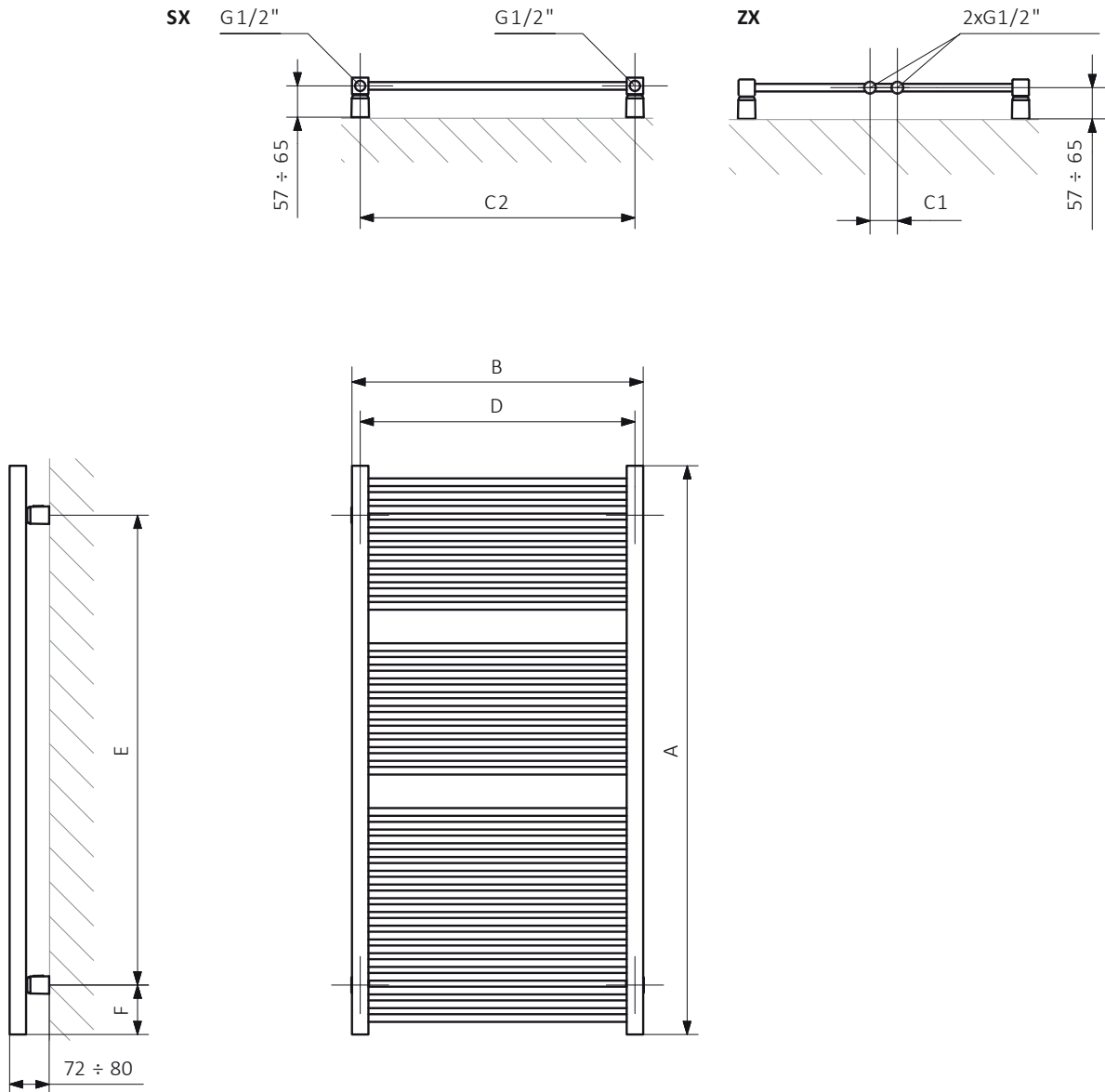


Available sizes:



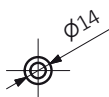
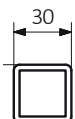


Technical drawing:



A – Height B – Width C1-C5 – Distance between pipe centres D – Horizontal distance between mounting bracket centres
E – Vertical distance between mounting brackets F – Distance between a mounting bracket and the bottom of the radiator

Collector : **Pipe :**





In the table with technical data, the last column lists product codes. When placing an order, please remember to quote the product code followed by the configuration code as shown in the diagram below:

The construction of a water and dual fuel radiator product and configuration code:

WGMIK043043

K916SX

PRODUCT CODE
(located in the table for the product)

CONFIGURATION CODE
(supplemented by hand)

Example Configuration

K 916 SX

Package code Colour code Connection code
K - carton box

Construction of electric heater configuration code:

WLMIK043043

K916E1DRYW

PRODUCT CODE
(located in the table for the product)

CONFIGURATION CODE
(supplemented by hand)

Example Configuration

K 916 E1 DRY W

Package code Colour code Connection code Heating element code Type of heating element cable code
K - carton box

Epoxy primer

E – Code of epoxy primer is an extra processes.

WGMIK043043 K916SX **E** — Extra processes or additions code



Legend



Radiator available in a "water" version.



Radiator suitable for dual fuel connection. Electric heating element can be installed.



Radiator available in electric only version. It comes prefilled with a 'heating medium' and equipped with a heating element. All tested and ready to use.



Connection types dedicated for this radiator. The icon shows the flow and return connections for the radiator as well as the thermostatic valve and heating element position if applicable.



Suggested heating element power output for electric and dual fuel versions.



Weight.



Capacity.



Available in chrome finish.



No additional payment for a color.