



Outcorner



 colour included
in the price



Outcorner 1005↓ × 300↔ SX
colour: RAL 6037

Angled integrated thermostatic valve set with immersion tube, right, satin
Integrated pipe-masking set, satin
REG 2 heating element, silver



TERMA
SINCE 1990





colour included in the price

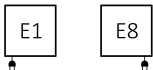
Design : *Terma*

Standard connection:

A \updownarrow 465÷1545:

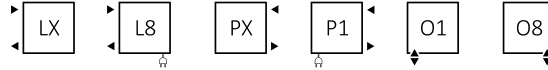


Electric radiators:

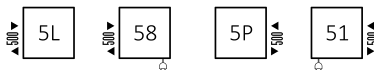


Optional connection:

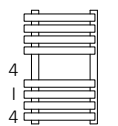
A \updownarrow 465÷1545:



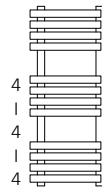
A \updownarrow 735÷1545:



Available sizes:



465 x 300
 \updownarrow \leftrightarrow



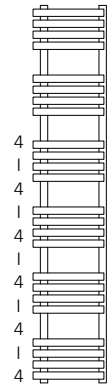
735 x 300



1005 x 300






1275 x 300



1545 x 300

Specification:

Working pressure: 1000 kPa Maximum operating temperature: 95°C

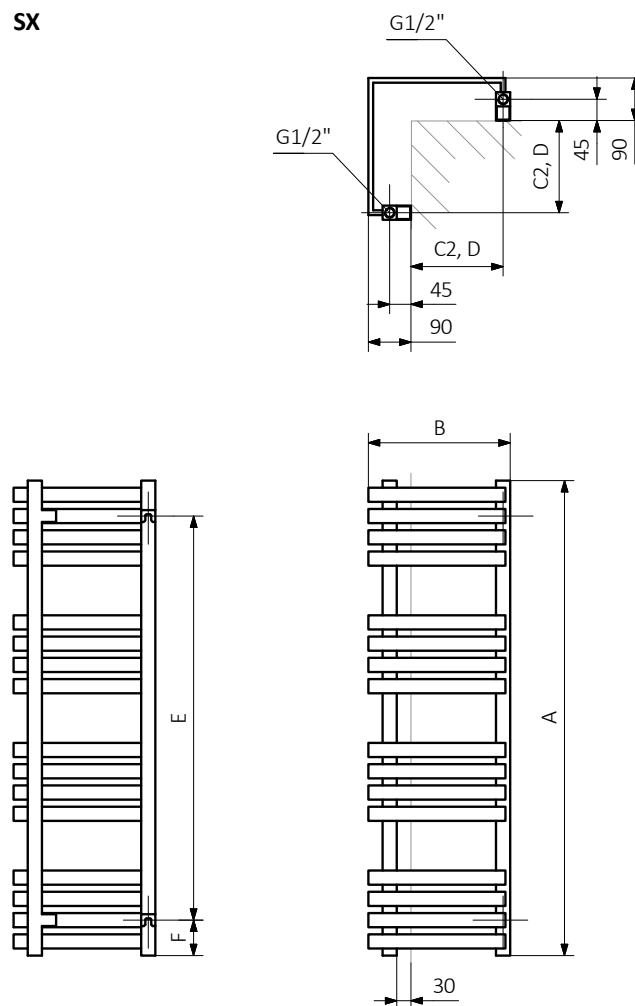
| A \updownarrow [mm] | B \leftrightarrow [mm] | C2 [mm] | 75/65/20°C [W] | 55/45/20°C [W] |  [W] | D [mm] | E [mm] | F [mm] |  [dm³] |  [kg] | Product code <small>Configuration code p. 5</small> |
|--------------------------|-----------------------------|------------|-------------------|-------------------|--|-----------|-----------|-----------|--|---|--|
| 465 | 300 | 195 | 294 | 160 | 300 | 195 | 315 | 76 | 1,56 | 5,51 | WGQON046030 |
| 735 | 300 | 195 | 421 | 228 | 400 | 195 | 585 | 76 | 2,39 | 8,37 | WGQON073030 |
| 1005 | 300 | 195 | 547 | 294 | 600 | 195 | 855 | 76 | 3,22 | 11,23 | WGQON100030 |
| 1275 | 300 | 195 | 673 | 361 | 800 | 195 | 1125 | 76 | 4,05 | 14,09 | WGQON127030 |
| 1545 | 300 | 195 | 799 | 428 | 800 | 195 | 1395 | 76 | 4,89 | 16,95 | WGQON154030 |



colour included
in the price

Technical drawing:

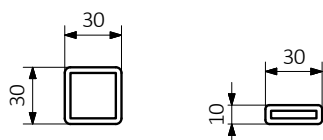
SX



A – Height B – Width C1-C5 – Distance between pipe centres D – Horizontal distance between mounting bracket centres
E – Vertical distance between mounting brackets F – Distance between a mounting bracket and the bottom of the radiator

Collector :

Pipe :





colour included
in the price

In the table with technical data, the last column lists product codes. When placing an order, please remember to quote the product code followed by the configuration code as shown in the diagram below:

The construction of a water and dual fuel radiator product and configuration code:

WGQON046030

K916SX

PRODUCT CODE
(located in the table for the product)

CONFIGURATION CODE
(supplemented by hand)

Example Configuration

K 916 SX

Package code Colour code Connection code
K - carton box

Construction of electric heater configuration code:

WLQON046030

K916E1DRYW

PRODUCT CODE
(located in the table for the product)

CONFIGURATION CODE
(supplemented by hand)

Example Configuration

K 916 E1 DRY W

Package code Colour code Connection code Heating element code Type of heating element cable code
K - carton box

Epoxy primer

E – Code of epoxy primer is an extra processes.

WGQON046030 K916SX **E** — Extra processes or additions code



colour included
in the price

Legend



Radiator available in a "water" version.



Radiator suitable for dual fuel connection. Electric heating element can be installed.



Radiator available in electric only version. It comes prefilled with a 'heating medium' and equipped with a heating element. All tested and ready to use.



Connection types dedicated for this radiator. The icon shows the flow and return connections for the radiator as well as the thermostatic valve and heating element position if applicable.



Suggested heating element power output for electric and dual fuel versions.



Weight.



Capacity.



Available in chrome finish.



No additional payment for a color.