


Warp T Bold



 colour included
in the price



Warp T Bold 655 \downarrow × 600 \leftrightarrow SX
colour: RAL 4005

3-axis thermostatic valve set, left, chrome
Integrated pipe-masking set, chrome



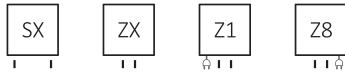
Warp T Bold



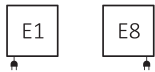
colour included in the price

Projekt : Terma

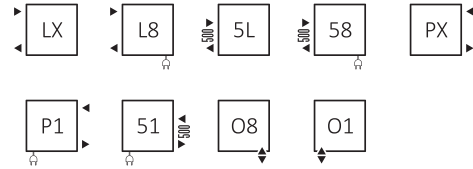
Standard connection:



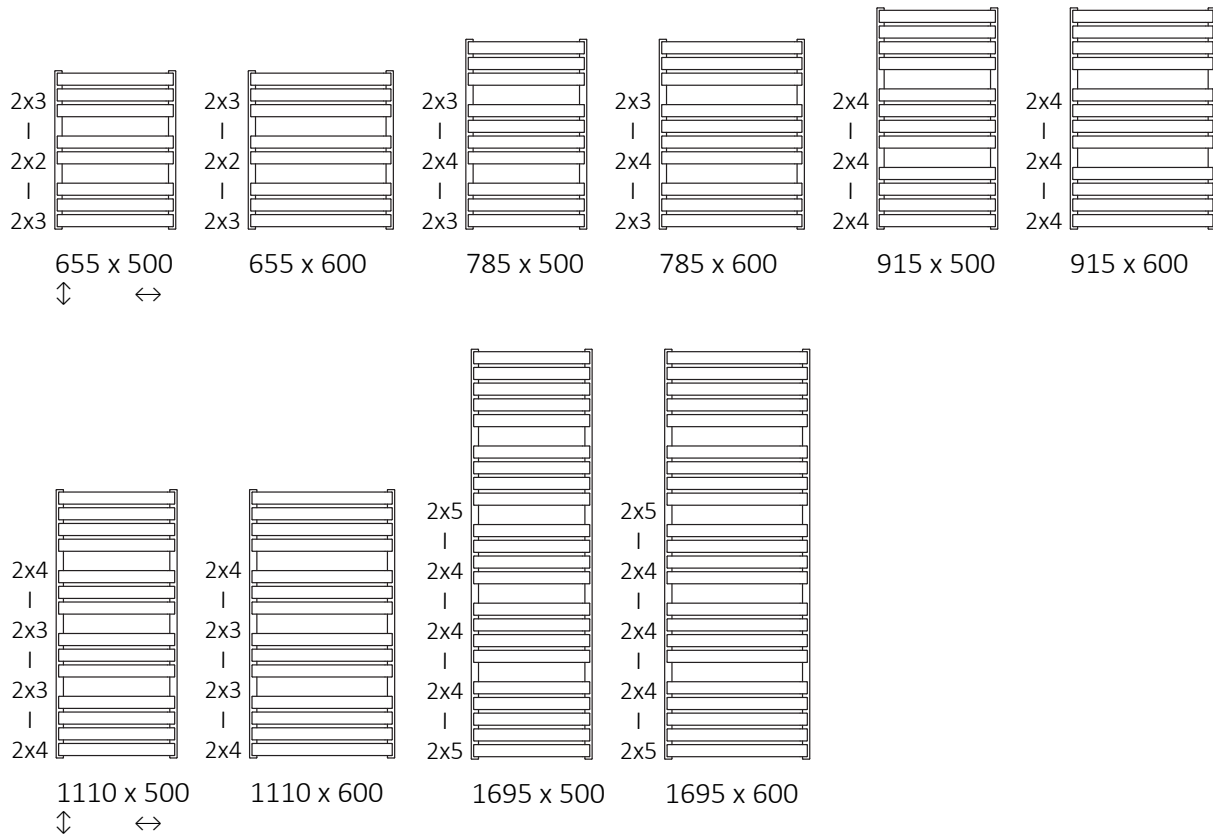
Electric radiators:



Optional connection:



Available sizes:






Warp T Bold






 colour included in the price

Water heaters – specification:

Working pressure: 600 kPa Maximum operating temperature: 95°C

A ↓ [mm]	B ↔ [mm]	C1 [mm]	C2 [mm]	75/65 20°C [W]	55/45 20°C [W]	 [W]	D [mm]	E [mm]	F [mm]	 [dm ³]	 [kg]	Product code <small>Configuration code p. 6</small>
655	500	50	470	460	249	400	470	455	100	3,48	17,07	WGWTB065050
655	600	50	570	545	294	600	570	455	100	4,00	20,28	WGWTB065060
785	500	50	470	551	297	600	470	585	100	4,30	21,15	WGWTB078050
785	600	50	570	653	351	600	570	585	100	4,96	25,16	WGWTB078060
915	500	50	470	643	346	600	470	715	100	5,12	25,23	WGWTB091050
915	600	50	570	761	408	800	570	715	100	5,91	30,05	WGWTB091060
1110	500	50	470	780	419	800	470	910	100	6,04	29,48	WGWTB111050
1110	600	50	570	924	491	1000	570	910	100	6,96	35,10	WGWTB111060
1695	500	50	470	1190	636	1200	470	1495	100	9,42	45,96	WGWTB169050
1695	600	50	570	1410	746	1500	570	1495	100	10,86	54,81	WGWTB169060

Electric heaters – specification:

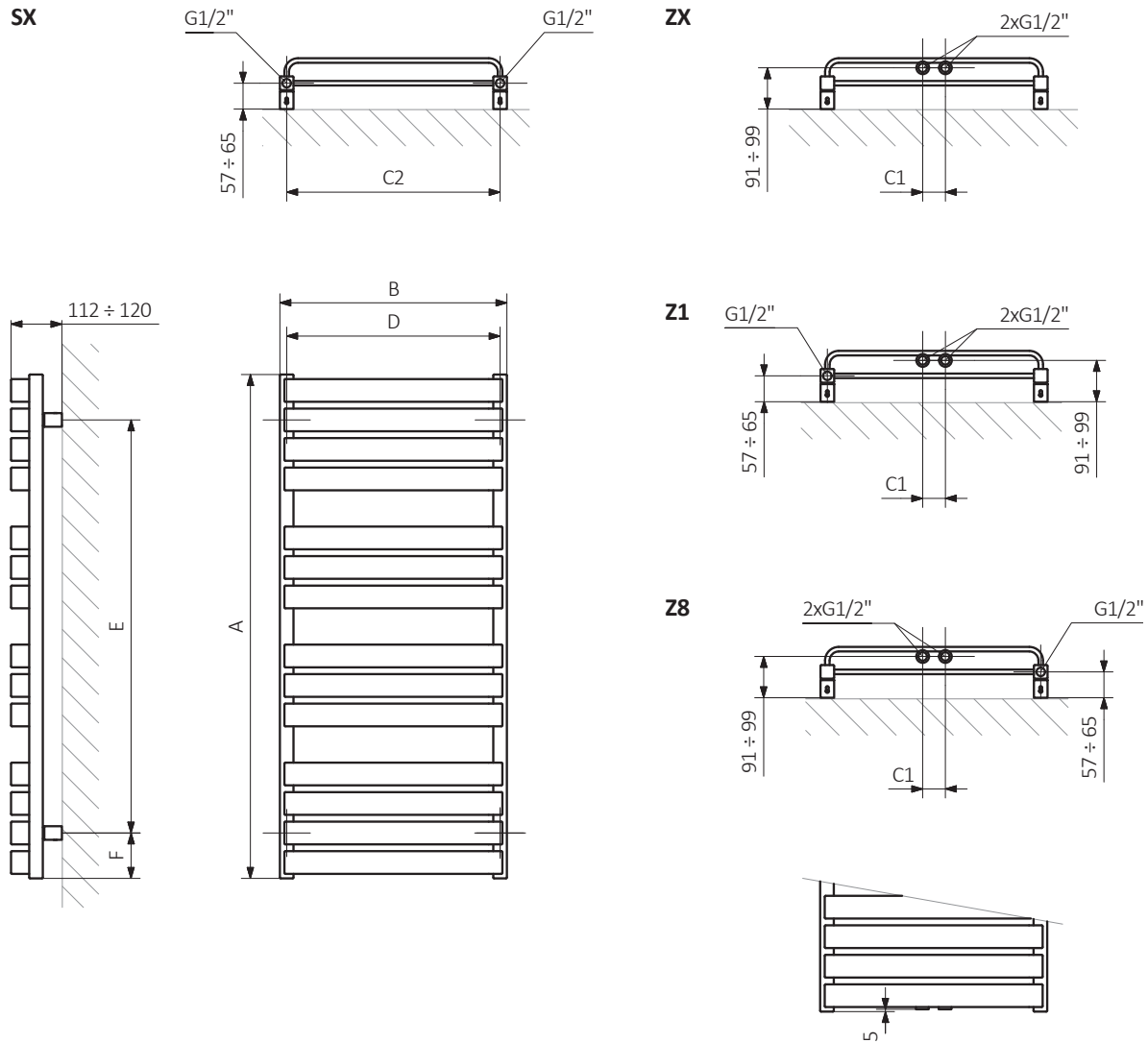
A ↓ [mm]	B ↔ [mm]	 [W]	D [mm]	E [mm]	F [mm]	 [dm ³]	 [kg]	Product code <small>Configuration code p. 6</small>
655	500	400	470	455	100	3,48	19,89	WLWTB065050
655	600	600	570	455	100	4,00	23,52	WLWTB065060
785	500	600	470	585	100	4,30	24,63	WLWTB078050
785	600	800	570	585	100	4,96	29,18	WLWTB078060
915	500	800	470	715	100	5,12	29,38	WLWTB091050
915	600	800	570	715	100	5,91	34,84	WLWTB091060
1110	500	800	470	910	100	6,04	34,37	WLWTB111050
1110	600	1000	570	910	100	6,96	40,74	WLWTB111060
1695	500	1200	470	1495	100	9,42	53,59	WLWTB169050
1695	600	1500	570	1495	100	10,86	63,61	WLWTB169060

Warp T Bold



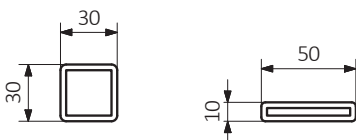
colour included in the price

Technical drawing:



A – Height B – Width C1-C5 – Distance between pipe centres D – Horizontal distance between mounting bracket centres
E – Vertical distance between mounting brackets F – Distance between a mounting bracket and the bottom of the radiator

Collector: **Pipe:**



Warp T Bold



colour included
in the price

In the table with technical data, the last column lists product codes. When placing an order, please remember to quote the product code followed by the configuration code as shown in the diagram below:

The construction of a water and dual fuel radiator product and configuration code:

WGWTB065050

K916SXE

PRODUCT CODE
(located in the table for the product)

CONFIGURATION CODE
(supplemented by hand)

Example Configuration

K **916** **SX** **E**

Package code Colour code Connection code
K - carton box

Budowa kodu konfiguracji grzejnika elektrycznego z czynnikiem grzewczym.

WLWTB065050

K916E1DRYWE1

PRODUCT CODE
(located in the table for the product)

CONFIGURATION CODE
(supplemented by hand)

Example Configuration

K **916** **E1** **DRY** **W** **E** **1**

Package code Colour code Connection code Heating element code Type of heating element cable code Heater color code
K - carton box *1 - white, 2 - black, 3 - chrome, 4 - silver*

Epoxy primer

E - Code of epoxy primer is an extra processes.

WGWTB065050 K916SX **E** — Extra processes or additions code

Warp T Bold



 colour included in the price

Legend



Radiator available in a "water" version.



Radiator suitable for dual fuel connection. Electric heating element can be installed.



Radiator available in electric only version. It comes prefilled with a 'heating medium' and equipped with a heating element. All tested and ready to use.



Connection types dedicated for this radiator. The icon shows the flow and return connections for the radiator as well as the thermostatic valve and heating element position if applicable.



Suggested heating element power output for electric and dual fuel versions.



Weight.



Capacity.



Available in chrome finish.



No additional payment for a color.