

Stand E



Stand E 1380↓ × 500⇔ E8
colour: RAL 7015

Heater MOA Blue, chrome
Stand shelf, Oak



TERMA
SINCE 1990

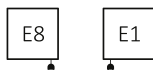


Stand E

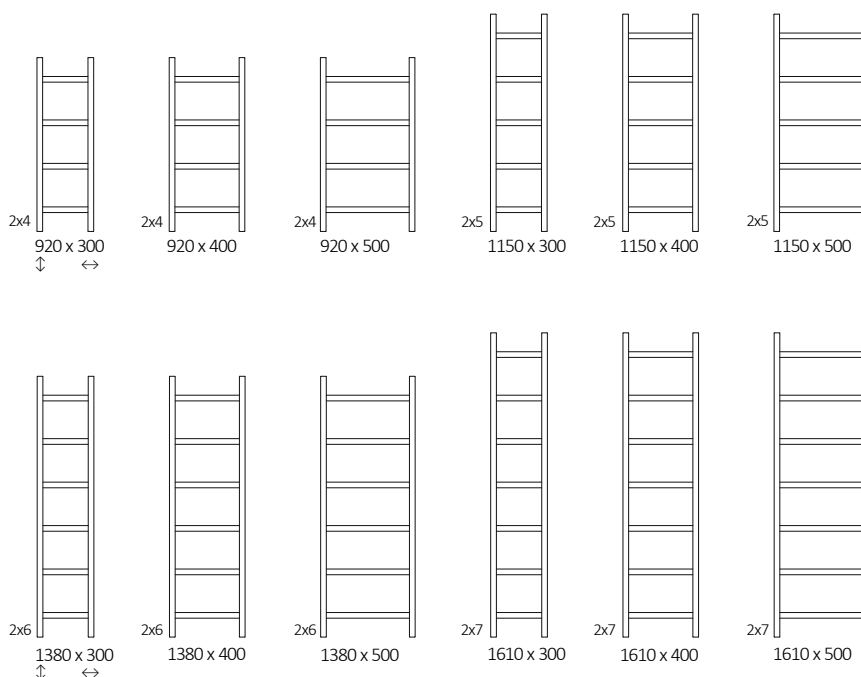


Design: *Terma*

Standard connection:






Available sizes:



Specification:

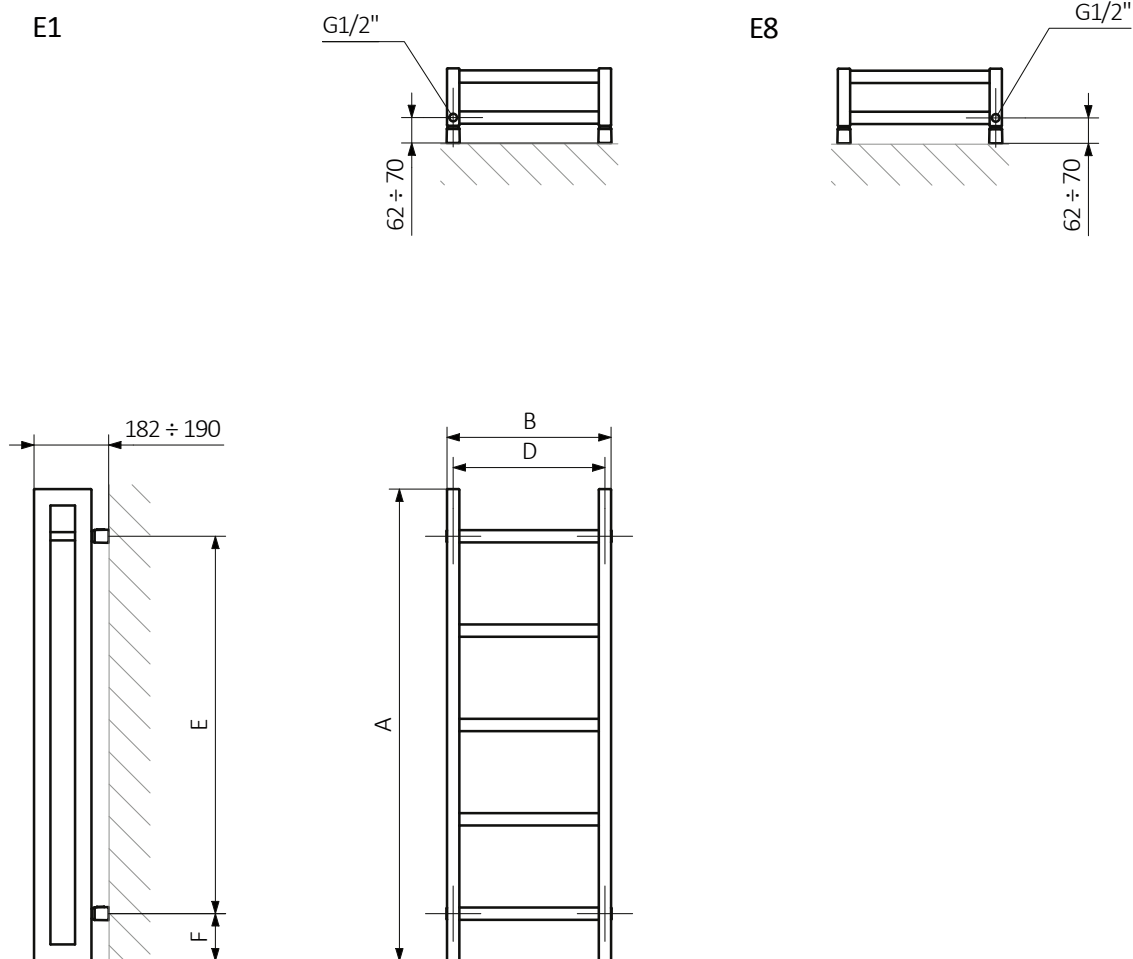
Working pressure: 800 kPa

A ↓ [mm]	B ↔ [mm]	 [W]	D [mm]	E [mm]	F [mm]	 [dm ³]	 [kg]	Product code <small>Configuration code p. 5</small>
920	300	300	270	690	115	5,33	8,91	WLSCA092030
920	400	400	370	690	115	5,90	9,99	WLSCA092040
920	500	400	470	690	115	6,48	11,07	WLSCA092050
1150	300	400	270	920	115	6,59	10,96	WLSCA115030
1150	400	400	370	920	115	7,31	12,31	WLSCA115040
1150	500	600	470	920	115	8,03	13,66	WLSCA115050
1380	300	400	270	1150	115	7,85	13,01	WLSCA138030
1380	400	600	370	1150	115	8,72	14,63	WLSCA138040
1380	500	600	470	1150	115	9,59	16,23	WLSCA138050
1610	300	600	270	1380	115	9,12	15,06	WLSCA161030
1610	400	600	370	1380	115	10,13	16,93	WLSCA161040
1610	500	800	470	1380	115	11,14	18,82	WLSCA161050

Stand E



Technical drawing:

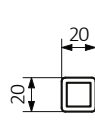
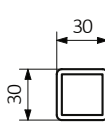
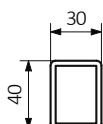


A – Height B – Width C1-C5 – Distance between pipe centres D – Horizontal distance between mounting bracket centres
E – Vertical distance between mounting brackets F – Distance between a mounting bracket and the bottom of the radiator

Collector:

Collector:

Pipe:





Product codes can be found in product data sheet tables. The codes provide some basic information about the product while a partially filled configuration code contains complementary information about the detailed specifications. When placing an order, product codes should include the fully completed configuration part. The configuration code part should be placed after the main product code. The main product code and configuration part will appear as shown in the example below:

Construction of electric heater configuration code:

WLSCA092030

K916E8

PRODUCT CODE
(located in the table for the product)

CONFIGURATION CODE
(supplemented by hand)

Example Configuration

K 916 E8 MOB M

Package code
K - carton box

Colour code

Connection code

Heating element code

Type of heating element cable code

Epoxy primer

E - Code of epoxy primer is an extra processes.

WLSCA092030 K916E8 **E** — Extra processes or additions code

Stand E



Legend



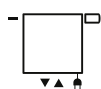
Available in chrome finish.



Radiator available in a "water" version.



Radiator suitable for dual fuel connection. Electric heating element can be installed.



Connection types dedicated for this radiator. The icon shows the flow and return connections for the radiator as well as the thermostatic valve and heating element position if applicable.



Suggested heating element power output for electric and dual fuel versions.



Weight.



Capacity.



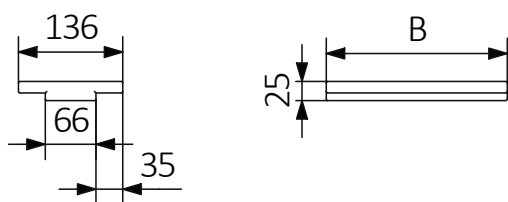
Available in Chrome finish.

Stand Shelf


Oak Stand Shelf:



Technical drawing:



Available finish:



Specification:

Shelf	B ↕	Product Code
STAND Shelf 300 mm	236	WRPSCA030
STAND Shelf 400 mm	336	WRPSCA040
STAND Shelf 500 mm	436	WRPSCA050

Stand Shelf

Product codes can be found in product data sheet tables. The codes provide some basic information about the product while a partially filled configuration code contains complementary information about the detailed specifications. When placing an order, product codes should include the fully completed configuration part. The configuration code part should be placed after the main product code. The main product code and configuration part will appear as shown in the example below:

Construction of Stand shelf configuration code:

WRPSCA040

PRODUCT CODE
(located in the table for the product)

KDAB

CONFIGURATION CODE
(supplemented by hand)

Example Configuration

